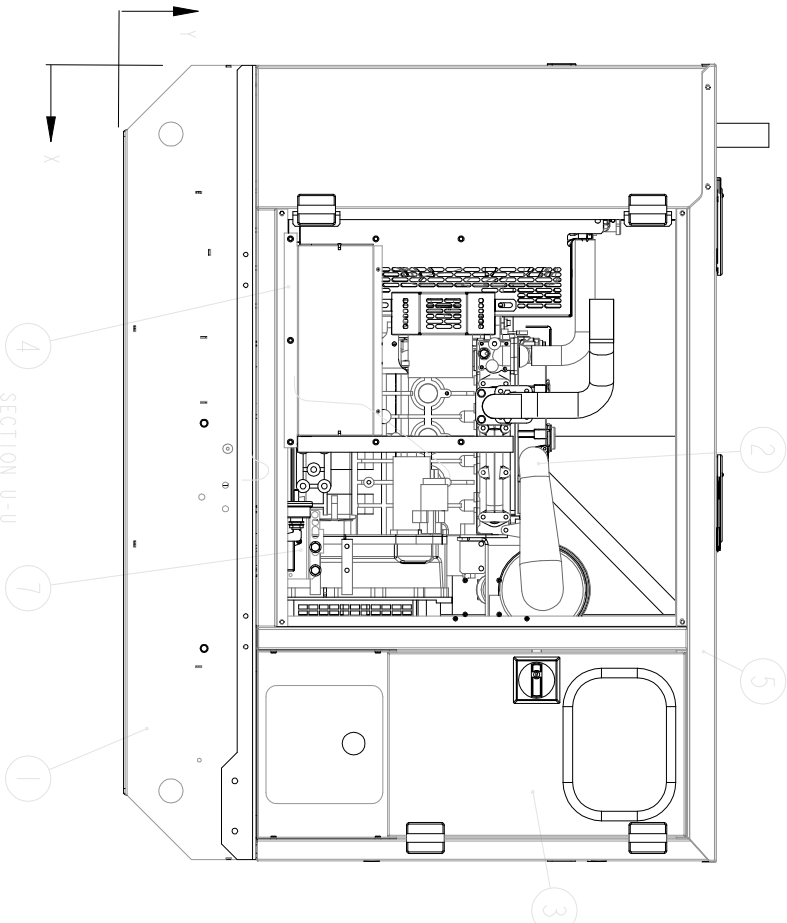
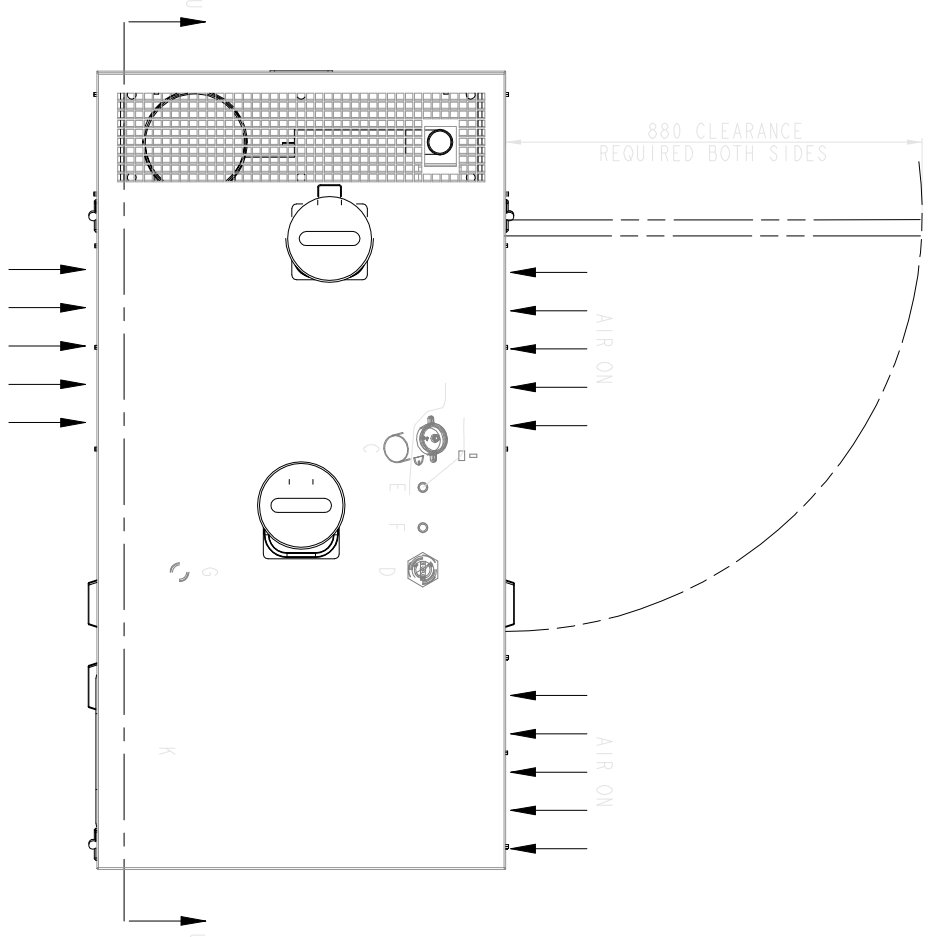


FUEL CAPACITY 45 LITRES

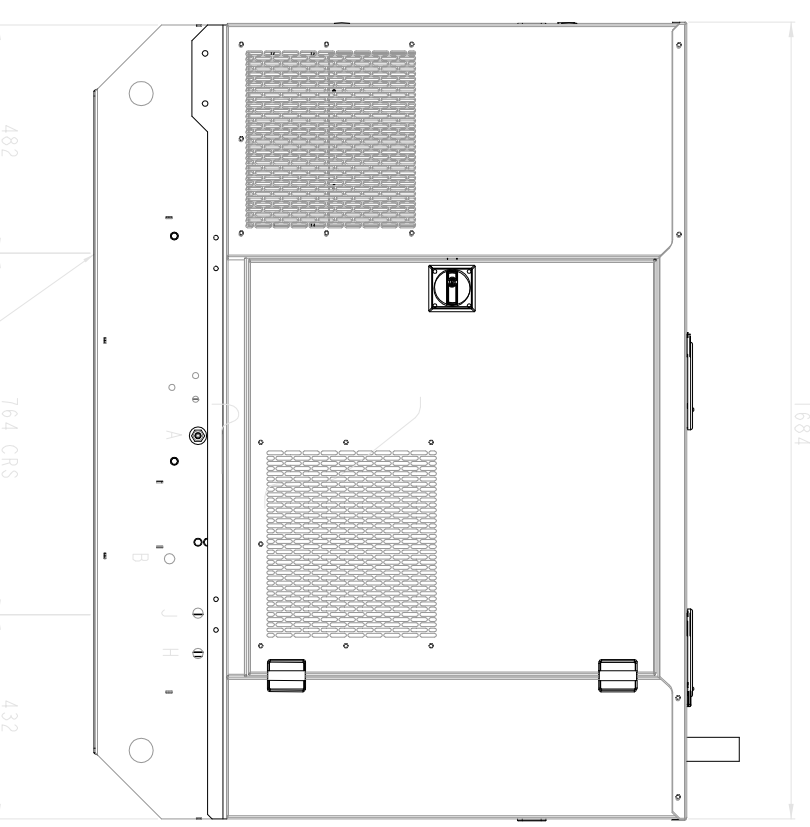
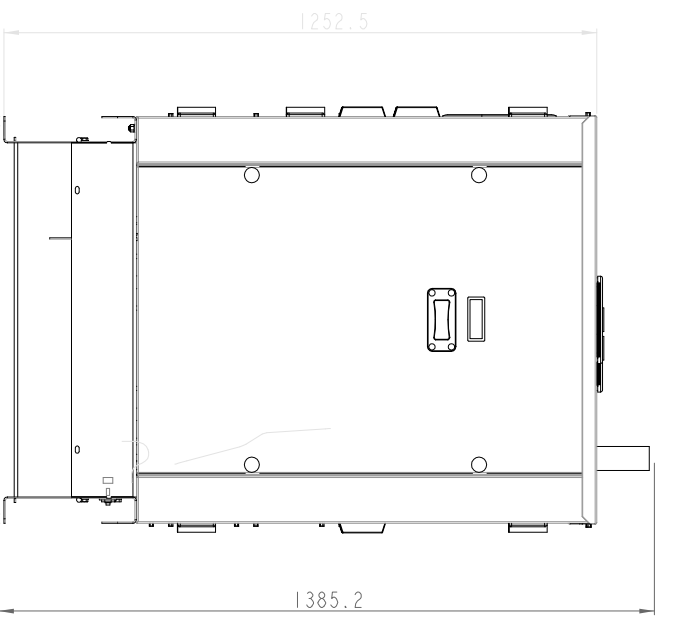
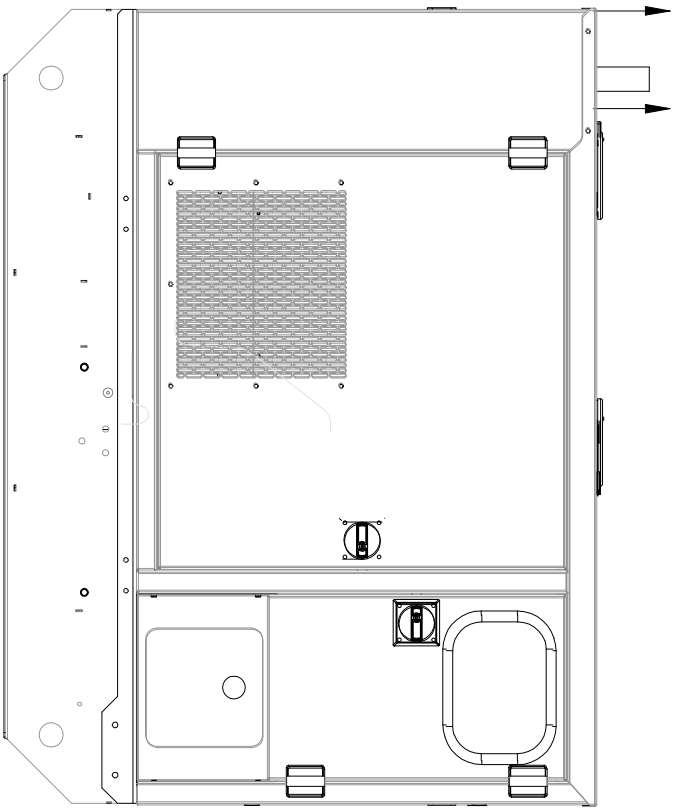
ENG / ALT	MASS kg	WITH OIL & WATER	C O I G
	WITH OIL		DIM X DIM Y
403D-15 / LL*1014H	639	645	855 588
404D-226I / LL*1014L	699	766	901 588
404D-226 / LL*1014N	712	719	912 588

ITEM QTY	DESCRIPTION	DWG / PART NO.
1	GROUP FOR BASEFRAME UPFIT ASSEMBLY	MGS5264
2	ENG/ALT COMBINATION GROUP	MGS5269
3	MODULAR CONTROL PANEL	MGS4442
4	BATTERY UPFIT	MGS4921
5	CANOPY UPFIT GROUP	MGS5271
6	DRAIN GP	MGS5296
7	EIM UPFIT	MGS4444
8	FUEL LINES GROUP	MGS5540
9	FUEL LINES GROUP	MGS5540
10	COUPLING GROUP	MGS5164
11	ENGINE WIRING LOOM ARRANGEMENT	MGS5345
12	DECAL ARRANGEMENT - UNIVERSAL	MGS4446
13	DECAL ARRANGEMENT - FGW BRAND LABELS	MGS4578
14	DECAL ARRANGEMENT - OLY BRAND LABELS	MGS4651

* - ITEM NOT SHOWN



ITEM	DESCRIPTION	DIM X	DIM Y	DIM Z
A	LUBE OIL DRAIN 1/4" BSP	810	210	810
B	RADIATOR DRAIN 1/4" BSP	550	140	810
C	FUEL FILL	722	340	720
D	FUEL GAUGE	1051	237	690
E	FUEL SUPPLY	877	240	687
F	FUEL RETURN	962	240	687
G	LOW FUEL LEVEL SWITCH 1" BSP (IF FITTED)	1176	240	173
H	EXTERNAL FUEL TANK CONNECTION - SUPPLY 1/4" BSP	350	200	810
J	EXTERNAL FUEL TANK CONNECTION - RETURN 1/4" BSP	435	200	810
K	CABLE EXIT	1433	260	127
L	STUB UP AREA (NOT SHOWN)	1316	0	56



ISSUE DESCRIPTION	BY	DATE
A FIRST ISSUE	21071	18/09/03
B MASS AND C OF B DATA ADDED	21071	02/08/03
C MASS DATA ADDED FOR 404D 2262/LL*1014L	G.K.	18/09/03
D EXPANDED SYSTEM MODIFIED IN ITEM 5	23207	30/03/04
E ICHM SOCKETS REMOVED & WEIGHTS AND HEIGHTS ALTD.	22875	05/01/05
F UPDATED TO SHOW NEW FUEL FILL & GAUGE LOCATIONS & ROOF ACCESS PANELS	28722	08/11/08
G UPDATED 403G TO 403B	28056	27/11/09

TOLERANCES EXCEPT WHERE OTHERWISE STATED
 0 - 500mm ± 1mm
 500 - 2000mm ± 2mm
 OVER 2000mm ± 3mm
 STRUCTURAL ± 3mm
 ANGULAR ± 1°

DO NOT SCALE

THIS DRAWING IS COPYRIGHTED AND MAY BE COPIED ONLY FOR THE PURPOSES OF MAINTAINING THE PURCHASED EQUIPMENT BY THE PURCHASER
 ALL DIMENSIONS IN MILLIMETRES UNLESS OTHERWISE STATED

DRN. BY G. KELLY
 DATE 26-Mar-03
 TITLE PERKINS 400 / LS 1000 SERIES
 SA CANOPIED GENSET
 SHEET SIZE A1
 ORIGINAL SCALE 1:8
 DRAWING NO./ISSUE. MGA6314 / 6