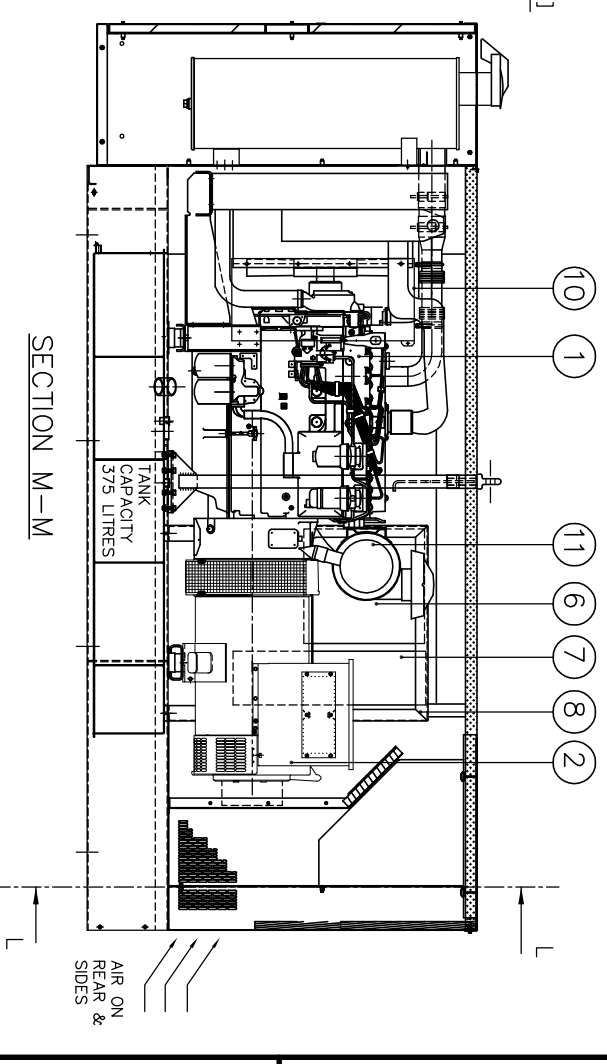
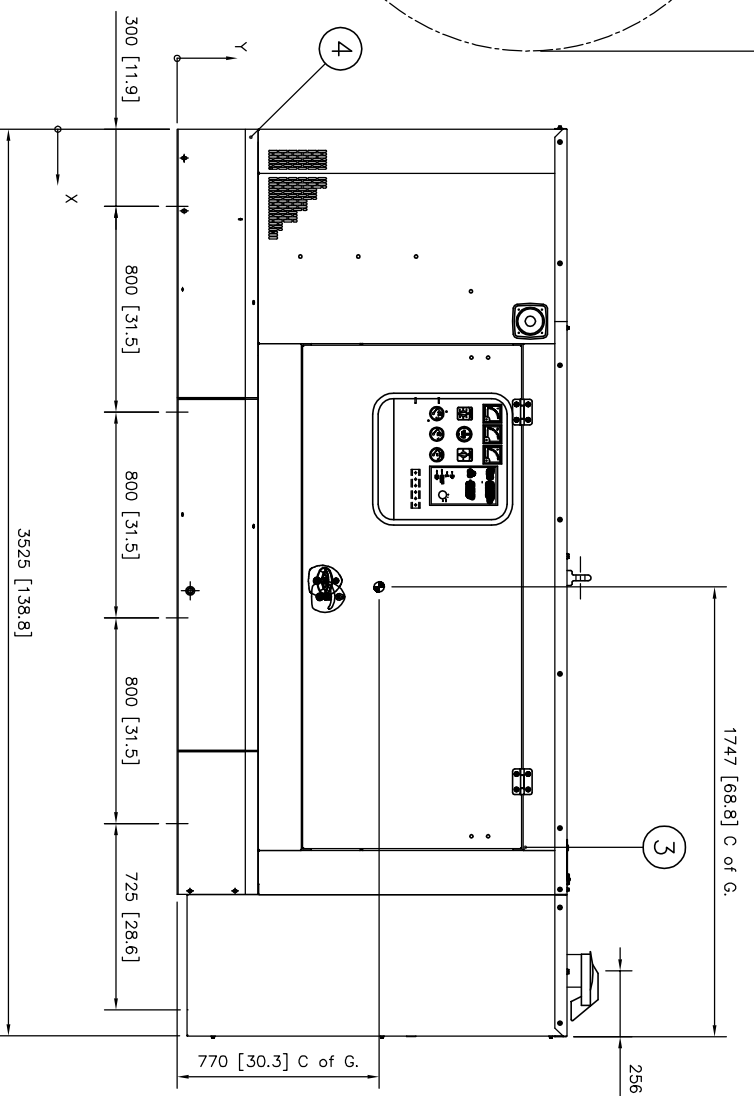
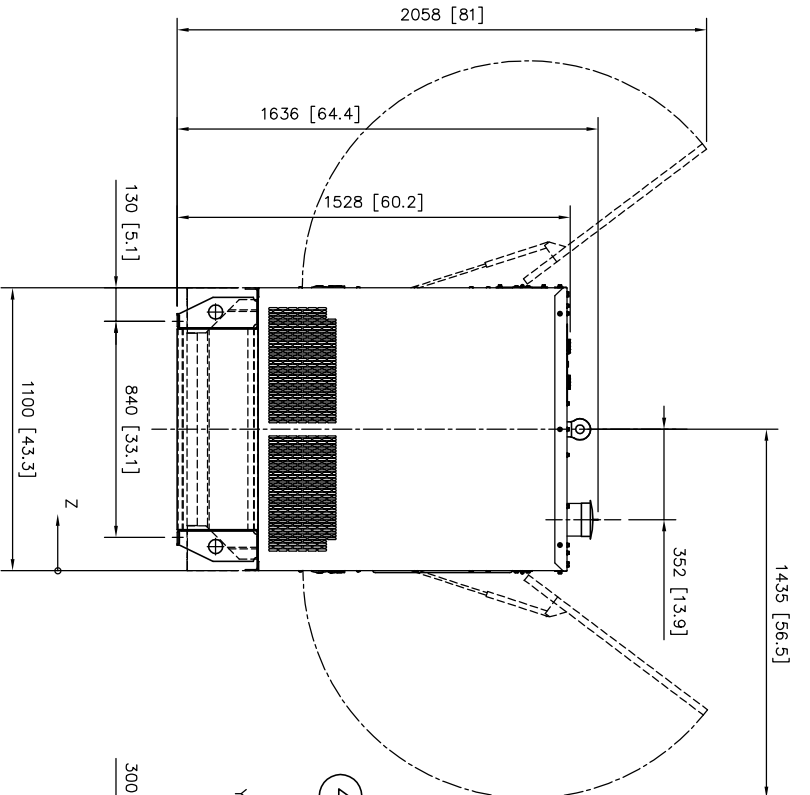
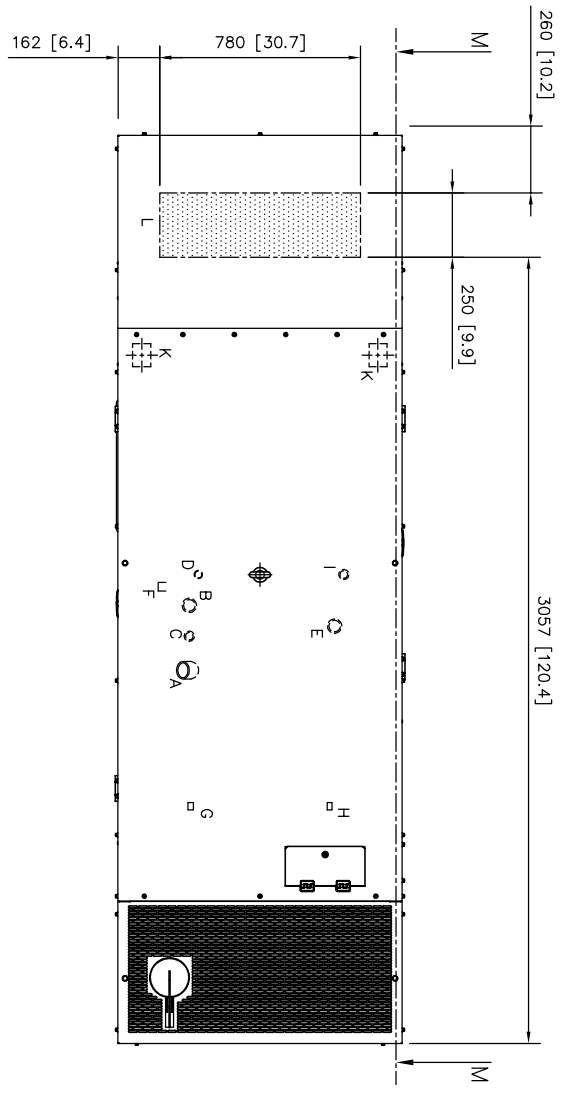
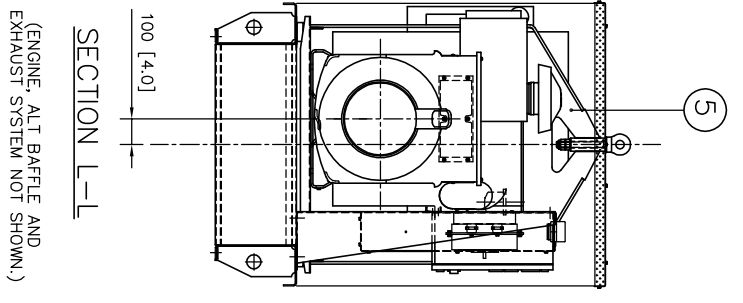


ENGINE/ALTERNATOR	WEIGHT (kg)
(WITH OIL)	(WITH OIL & WATER)
1006 6TA6/LL3014F	1945
	1970

ITEM QTY.	DESCRIPTION	DIM X	DIM Y	DIM Z
A 1	2" BSP SOCKET - FUEL FILL	2115	285	285
B 1	1 1/2" BSP FUEL LEVEL GAUGE	1864	285	277
C 1	1" BSP LEVEL SWITCH	1984	285	277
D 1	1" BSP REMOTE SUPPLY	1744	285	312
E 1	1 1/2" BSP REMOTE RETURN	1944	285	842
F 2	3/4" BSP TANK DRAIN	1790	50	260
G 1	3/8" BSP SOC ENG. SUPPLY	2660	40	280
H 1	1/4" BSP SOCKET ENG. RETURN	2660	40	820
I 1	1" BSP FUEL VENT	1744	285	877
K 2	CABLE EXIT (150X140 REC)	890	300	90
L 1	STUB-UP AREA (250 x 870)	260	0	162

ITEM QTY.	DESCRIPTION	DWG./PART NO.
1	ENGINE	MG53873
2	ALTERNATOR - LEROY LL3014B	MG53873
3	CANOPY - SOUND ATTENUATING	MG5496
4	TANKBASE	MG5492
5	SINGLE POINT LIFT ARRANGEMENT	MG52486
6	CONTROL PANEL (IF FITTED)	-
7	CIRCUIT BREAKER (IF FITTED)	-
8	PANEL STAND ASSY. (IF FITTED)	MG52427
9	BATTERY RACK	MG52488
10	SPLIT FAN GUARD ASSY	MG52470
11g	AIR FILTER FOR 10061TA6/TA61/1006-6T	MG52772
11b	AIR FILTER FOR 10061G1A/2A	MG52500

\* NOT SHOWN



DIMENSIONS IN MM & [INCHES]

ISSUE	DESCRIPTION	BY	DATE
A	FIRST ISSUE	JMCC	07/01/03
B	WEIGHTS AND POSITIONS FOR C of G. ADDED	JMCC	18/04/03
B.10	CHANGE FOR ADMIN CORRECTION	JMCC	20/05/03
C	WEIGHTS FOR ENG/ALT. 1006-6TA/LL3014F REMOVED	JMCC	28/05/03
D	EI: EXTEND THE HEIGHT OF GENSET FROM 1590 TO 1605	VC TAN	24/09/04
E	OLD CANOPY REPLACED WITH NEW C-SERIES REDESIGN	BMAD	22/09/06

DRN. BY	DATE	APPD. BY	DATE	TITLE	SHEET SIZE	ORIGINAL SCALE	DRAWING NO.	ISSUE
JMCRACKEN	08/01/03	<i>[Signature]</i>	25/09/2006	10061TA6/1006-6TA & LL3014F ALT. C5 SERIES S.A. CANOPY WITH NON-UL LISTED TANK	A1	1:15	MGA6246	E

DO NOT SCALE

ALL DIMENSIONS IN MILLIMETRES UNLESS OTHERWISE STATED

3rd ANGLE PROJECTION

DRN. BY: JMCRACKEN  
DATE: 08/01/03  
APPD. BY: *[Signature]*  
DATE: 25/09/2006

TOLERANCES EXCEPT WHERE OTHERWISE STATED:  
0 - 500mm ± 1mm  
500 - 2000mm ± 2mm  
OVER 2000mm ± 3mm  
ANGULAR ± 1°